

## Alternate Mounting for Runtal Radiators

### KR10 Floor Post

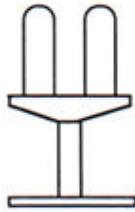
Attachment Bolt &  
Nut (by others)

The KR10 Floor Post is typically used to mount R or RF radiators. Also, R2F and R3F radiators over 4 tubes tall must also be mounted on KR10 Floor Posts. The K11 (R) or K12 (RF, R2F, R3F) wall mounting brackets supplied with the radiator are bolted to the floor post, using nuts and bolts supplied by the installer. The K45 offset bolt screws into the radiator, and rests against the floor post to level the radiator.

The 3" x 3" base has four mounting holes. The installer supplies the appropriate mounting bolts to secure the KR10 base to the floor.

The KR10's height is fixed to provide 3" clearance under the radiator, unless otherwise specified.

### KR20 Pedestal

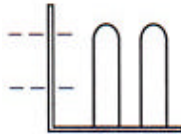


The KR20 Pedestal is used to mount R2F or R3F radiators, up to four tubes tall. **Radiators over four tubes tall should not be mounted on KR20 Pedestals, because they will be unstable.** Mounting is accomplished by setting the radiator down over the fingers of the KR20. The bottom tubes of the radiator rest on the pedestal, while the fingers protrude up through the fins to stabilize the radiator.

Option #48 (no wall mounting clips or straps) should be ordered for radiators to be mounted on KR20 Pedestals. The 3" x 3" base has four mounting holes. The installer supplies the appropriate mounting bolts to secure the KR20 base to the floor.

The KR20's height is fixed to provide 3" clearance under the radiator, unless otherwise specified.

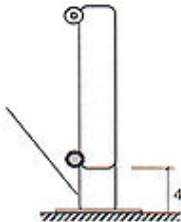
### KR30 Cantilever Bracket



The KR30 Cantilever Bracket is used to mount R2F or R3F radiators, up to four tubes tall. **Radiators over four tubes tall should not be mounted on KR30 Brackets, because they will be unstable.** Mounting is accomplished by setting the radiator down over the fingers of the KR30. The bottom tubes of the radiator rest on the flat of the KR30, while the fingers protrude up through the fins to stabilize the radiator.

Option # 48 (no wall mounting clips or straps) should be ordered for radiators to be mounted on KR20 Pedestals. The KR30 Bracket is typically used to mount the R2F or R3F radiators from window mullions, where pedestal mounting is not desired. The installer supplies the appropriate mounting bolts to secure the KR30.

### KR4 Pedestal



The KR4 Pedestal is used to floor mount the RS2 and custom R column radiators. The pedestal is welded to the radiator's tubes at the same intervals as would be required for wall mounting brackets. The standard clearance under the radiator is 4", unless otherwise specified.

The pedestal base is 5-1/2" x 3-3/4", and includes two mounting slots. The installer supplies the appropriate mounting bolts to secure the KR4 Pedestals to the floor.